

## File Administration







### Administrating and Adding of Files



In the built-in file manager it is possible to upload images, files and document in a very simple manner. The files are then available in the different article levels.

The file manager uses a windows-look-a-like file structure. So you can create your own folders, give access for all editors or only for yourself and simply upload files from your harddisk.

Standard documents (Word, PDF) are marked with a corresponding icon, pictures in all known formats are shown with a thumbnail. try it, the file manager can be used very simple.

-  Click here to upload a file into the root directory.
-  Click here to create a new directory.
-  Click here to see a (english) legend of all symbols.
-  Click here to enhance all folders.
-  Click here to collapse all folders.
-  Click here to get a list of all files (without thumbnails).

URL: <http://www.phpwcms-docu.de/index.php?file>